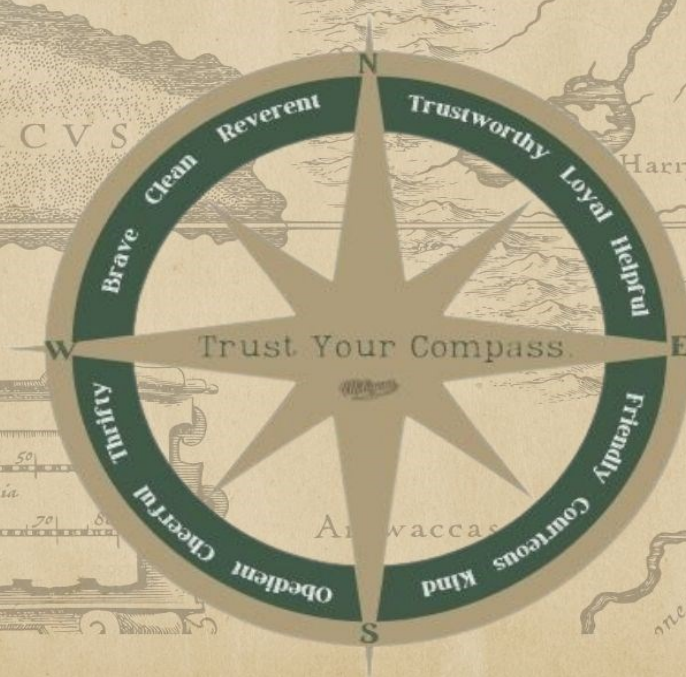


M A R D E L

# CHART YOUR COURSE

## Mitigwa Scout Reservation Summer Camp 2025



ARIME LACVS

Milliaria Germanica communia  
Milliaria Gallica communia

# Planning

## YOUR DIRECTION

P2

### BE PREPARED

What's New for 2025.....	Page 2
Camp Director Message .....	Page 3
Time Line.....	Page 4
Pre-Camp Swim Tests.....	Page 5
What to Bring.....	Page 5
Forms and Resources.....	Page 5

P6

### REGISTRATION

P7

### ARRIVAL AND DEPARTURE

P8

### POLICIES AND PROCEDURES

P11

### FACILITIES

P12-20

### PROGRAMMING

Tentative Schedule .....	Page 12
Merit Badge Schedule.....	Page 13
Merit Badges.....	Page 14-19
Climbing/COPE.....	Page 19
Eagle Academy.....	Page 20

P21

### COURSE LIST/COMPLETION

P22

### FAMILY NIGHT

P23


### ORDER OF THE ARROW

P24

### CAMP STAFF - COMMISSIONER TEAM

P25

### CIT - SNEAK PEAK CAMP WIDE PROGRAMS



*Welcome*

# TO CAMP MITIGWA

**WHAT'S NEW THIS SUMMER ~ DAN BEARD OUTPOST ~ WHAT'S NEW THIS SUMMER**

This program will consist of spending 2 and a half days at the Reservation's Outpost working on Fishing and Wildlife Management Merit Badge. Scouts will also participate in a 3d archery range, built into the Timber of the south side of the reservation. These Scouts will return to main camp for family night on Wednesday. On Thursday they will participate in a camp conservation project that will be designed to help with an aspect of wildlife management in mind. On Friday we will have a special activity for these Scouts to participate in.

**WHAT'S NEW THIS SUMMER ~ INSPIRATION OUTPOST ~ WHAT'S NEW THIS SUMMER**

This new program area will have merit badges that challenge your Scouts to think and be creative. Our world is an ever changing place and learning to think creatively will help them see and interact with their environments in a positive way.

**WHAT'S NEW THIS SUMMER      WHAT'S NEW THIS SUMMER**

Please read through this entire guide as it contains important information for your week at camp. If you have any questions, don't hesitate to reach out to our Camping Executive Kim Hammen at (515) 266-2135 or [kim.hammen@scouting.org](mailto:kim.hammen@scouting.org).

# DIRECTION.....



Dear Scout Leaders and Parents,

We are excited that you will be joining us for the 2025 Summer Camp Season. It is the vision of the Mitigwa Scout Reservation to be a Premier Provider of the Scouting Experience. For 102 years Camp Mitigwa has been Scouting's home in Central Iowa.

At Camp Mitigwa we strive to provide a fun environment for your Scouts to learn and experience Scouting's great outdoor adventures. Through the summer camp experience, Scouts will learn about living in a community, while developing leadership skills and strengthening the values that our programs are built on, good citizenship and service to others.

It is our mission that each Scout has the opportunity to experience:

- A safe environment to learn new outdoor skills and to master previously learned skills
- Scouts complete merit badges that can be completed, and gain knowledge of subject matter to last a lifetime
- Have fun at camp while getting to know their fellow Scouts, making lifelong friendships

We hope you will use this manual and resources on [www.CampIowa.org](http://www.CampIowa.org) to help you and your unit prepare for your week at Camp Mitigwa. I also encourage you to visit our Social Media on Facebook and Instagram for exciting updates and highlights about Camp Mitigwa year round.

I know that your Scouts and leaders will leave Camp with new skills, abilities and memories that they will share for many years to come.

Thank you for joining us at Camp Mitigwa this summer, please let us know how we can be of assistance in your summer camp preparations.

Looking forward to seeing you on the Hills above the River,

Scott Robinson, Reservation Director



# *Preparing* **A TIMELINE**

## **A SCHEDULE FOR UNIT PLANNING**

### **RIGHT NOW**

- Get your unit registered for camp on our website: <https://campiowa.org/>
- Mid-Iowa Council units, sign up to get camp cards for your Scouts to sell to help pay for their camp fees.

### **FEBURARY**

- Verify your youth and adult participant numbers and pay the \$150 deposit.
- Prepare your Scouts to select what merit badges they would like to take for registration in March.
- Recruit at least 2 adult leaders (one 21 years old or older) to be at camp all week.

### **MARCH**

- Contact your Arrow of Light Scouts that have crossed over to see if they would like to attend camp. Help families fundraise if necessary.
- Register your Scouts for merit badges March 20th
- Be sure all Scouts and adults have their physicals updated within 13 months of your camp date.

### **APRIL**

- Finalize camp roster
- Make final payment before the due date of May 1st.
- Make arrangements for pre-camp swim tests.
- Collect medical forms and consent forms. Put in alphabetical order by last name.

### **BEFORE YOU DEPART**

- Collect any remaining health forms.
- Have payment for Scouts/Adults participating in their Order of the Arrow Ordeal at camp.
- Have one car or trailer to transport heavy gear to your campsite.
- Only your Scout Master and SPL will need to check in at Deere Center when arriving.

Sunday afternoon there will be an ALL ADULT PARTICIPANT meeting in the amphitheater. This meeting will cover safety and security. ALL registered adults MUST attend this meeting. There will be planned programming for your Scouts led by camp staff during this time.



## Pre-Camp Swim Tests

- Units are encouraged to complete swim tests on their own, prior to camp. A Red Cross Lifeguard or equivalent must administer the tests and certify results.
- A trained staff member will be available to do swim tests upon arrival.

For questions contact Kim Hammen at the Scout Office.



## What to Bring

Sneakers/Hiking Shoes

T-shirts (Class B)

Underwear & Socks

Jeans/Pants

Shorts

Long-Sleeved Shirts

Pajamas

Sweatshirt or Jacket

Official Scout Uniform

Scout Handbook

Swimsuit

(one piece or tankini/swim trunks)

Rain Gear

Towel

Personal Hygiene Items

Small Pillow

Backpack

Watch

First Aid Kit

Pocket Knife

Hat & Sun Glasses

Sunscreen

Insect Repellent (non aerosol)

Flashlight

Spending Money

Fishing Gear

Camera

Compass (if needed)

Sleeping Bag

Foam Pad or Cot

Notebook and Pencil/Pen

Battery Power Pack

Tent (unless troop supplied)

**Label clothes & valuables with name and unit number.**

**Allow for extra clothing, socks, and footwear as Scouts may get wet.**

## Forms and Resources

### **Medical Forms**

Per National BSA policy, all participants must have a current annual exam to determine appropriateness for participation in Scouting activities. All participants staying at camp 72 hours or longer must have parts A, B, and C of the Annual Health and Medical Record filed with the Camp Nurse. Others staying less than 72 hours must have parts A and B on file. Please plan accordingly and make sure medical exams have been completed within the calendar year of the week you are attending camp. Expired Annual Health and Medical Records will NOT be accepted.

### **Uniforms/Dress Requirements**

Summer Resident Camp is a uniformed event. Scouts and Scouters must conform to uniform policy as outlined by the BSA. Campers are requested to wear Scout uniform to all evening flag ceremonies and to all campfires. Outside of the pool and shower house, shirts and closed toed and closed-heeled shoes are required at all times. One-piece or tankini swim suits are required for female swimmers and swim trunks for male swimmers. Modest attire should be wore at all times.

### **Other Forms, Maps, & More**

Camper Medical Release Form, Activity Release Form, and Cowboy Action Shoot Waiver, Camp Map and Maps to Mitigwa Scout Reservation are included at the end of this guide.

## Ensure your spot at camp!

Registrations and more detailed information can be done via [campiowa.org](http://campiowa.org).

### Deposits and Site Reservations

When you reserve your campsite for our Summer 2025 program there will be a \$100 non-refundable deposit that will be applied to your final cost. You will also be asked an estimated number of adults and youth participants. When providing estimated participant numbers please be as accurate as possible. The deposit phase ends January 31, 2025. After the deposit phase ends, minimum down payments per participant will be required upon registration.

### Full Registration

Beginning February 1, 2025, in order to enter participant information you will be required to verify your youth and adult participant number and pay a \$150 minimum down-payment for each youth. After you verify your youth participants and make the minimum payment, those participants are considered fully registered. Nothing is due at that time for verified adult participants. All new registrations starting February 1, 2025, will require a verified count of youth and adults, with a \$150 down-payment per youth.

### Merit Badges

Merit Badge class registration will tentatively open March 20, 2025. All youth and adult participants must be verified, have required personal information filled in and \$150 minimum down-payment per youth to register for Merit Badges.

### Campsites

Campsites are assigned based on the order the registration is received. Earlier registrations with proper registration deposit receive campsite priority. Campsite assignments are subject to change.

### 2025 Camp Fees

Scout TBD

Adult TBD

Partial Adult TBD per day

### Refunds

Reservation deposits are non-refundable. These funds may not be applied for the next summer.


From April 1 to June 1, 2024, there will be a \$100 fee for any Scout or Scouter that is canceled. Transfers are allowed. After June 1, 2024, there are no refunds allowed except per the regular Mid-Iowa Council Refund Policy.

All payment of fees for District and Council events are non-refundable except under the following conditions:

- Serious illness, with refund request accompanied by a physician's note
- Death in the family
- Special unexpected and extraordinary circumstances, with detailed explanation
- Event is cancelled

More information can be found at [campiowa.org/refund-policy/](http://campiowa.org/refund-policy/)

## What to know for your **FIRST** and **LAST** day of camp.



### Check-In

The Camp Commissioner will contact the unit leader registering the unit for camp at least one week prior to your arrival at camp. You will be assigned a check-in time considering your travel distance and based-on campsite location. Camp check-in begins at 1:00 PM Sunday of your week at camp. **DO NOT** arrive prior to your assigned check-in time.

One leader will be allowed to take your troop trailer to your campsite, coordinated through the camp commissioner corps. A flatbed trailer will be available to haul gear on a very limited basis. Please plan accordingly. **ALL** personal vehicles must remain in designated parking areas.

Your Scoutmaster and SPL will meet your campsite guide at the Deere Center and begin the check-in process. Your campsite guide will take you through the check-in process which will include health form checks, swim checks, and dining hall seating assignments.



### Check Out

Check out from camp will begin on Saturday at 7:00 AM. Units will sign up for check-out times with the Camp Office, who will coordinate trailer haul out. During check-out, campsite guides will check that campsites have been cleaned up and that units are ready to leave. One unit Leader will be responsible for stopping at the office to receive health forms, camp patches, paperwork, and any awards earned throughout your stay.

You will also be required to pay any fees accumulated by your unit during your stay if you have not done so prior to check out. These fees may include Ordeal Fees for the Order of the Arrow or other camp programs your campers may have participated in. Units wishing to reserve their spot for next summer are encouraged to do so via [campiowa.org](http://campiowa.org).



## Things to help your unit with their camping experience.



### Getting Around Camp

ALL vehicles must remain in the parking lot and will NOT be allowed on service roads without explicit permission from the Reservation Director. Camp utilizes service vehicles that are operated by certified drivers.

Bicycles are not allowed to be ridden in camp. Exceptions can be made on a case-by-case basis due to physical limitations. Approval must be given by the Reservation Director prior to your arrival at camp.

Personal use of ATVs, UTVs, and golf carts is prohibited. Golf carts may be allowed on a case-by-case basis for mobility issues for people with disabilities only, and approval must be given by the Reservation Director prior to your arrival at camp.

Contact [scott.robinson@scouting.org](mailto:scott.robinson@scouting.org).



### Leaving Camp Early

Unit leaders are responsible for the arrival and departure of their individual Scouts. Camp Mitigwa is committed to maintaining a safe and secure Scouting experience. All campers (youth and adult) must sign out at camp headquarters if they are leaving camp during their regularly scheduled week.

Scouts that are leaving early must have the person they are leaving with listed on their Annual Health and Medical Record Form as a designated, approved person to take the Scout with them. A Minor Release Form (see appendix) must also be filed with the camp office. The person picking up must provide a valid picture ID that will be copied and kept on file. Campers returning to camp will need to sign in at the camp office and will be reissued a camper wrist band.



### **Camp Visitors**

ALL visitors must check in at the camp office upon arrival. Visitors will sign in and receive a visitor's wrist band. Visitors should make arrangements to visit camp between 9:00 AM and 9:00 PM. Anyone without a wrist band is considered an intruder and should be escorted to the camp office right away. If the unregistered visitor does not comply, please alert a camp staff member immediately.

Visitors attending meals, including family-night visitors eating in the dining hall, must purchase a meal ticket at the Trading Post. Meal tickets are \$10.00 each.



### **Intruder to Camp**

All campers are required to wear wrist bands to identify them as campers. Staff will wear name tags to identify themselves. Visitors are required to check in at the camp office. They will be given a wristband of a different color to help identify them. Anyone not wearing a wrist band or a staff name tag should be escorted to the office to register. Anyone encountering someone without a wristband should notify a staff member.



### **Leader and SPL Meetings**

The first Leader and Senior Patrol Leader meeting will take place Sunday evening. We require one adult leader and one Senior Patrol Leader from each unit to attend this meeting. Monday through Thursday leaders will be meeting in the morning with the camp leadership team to review the camp schedule, program and service opportunities, and address any questions. Senior Patrol Leaders will meet with the Program Director after the completion of Merit Badges. It is important units actively participate in these meetings to get vital information.

## **Health and Safety**

*Please print & review with all campers & visitors coming to camp*

### **Buddy System**

All Scouting activities are to use the Buddy System as outlined in the Scout Handbook. It is the responsibility of the unit to ensure the Buddy System is being used. Please make arrangements for each of your Scout to have a buddy with them while at camp.

### **Missing Scout**

Cases of missing Scouts can be alleviated by use of the Buddy System as outlined in the Scout Handbook. It is the responsibility of the unit leadership to know where their Scouts are at all times. Missing Scouts or Scouters should be reported to the camp office. After an initial search, emergency mobilization plans will be implemented to search for the missing person. Procedures for this will be distributed and discussed upon your arrival at camp.

### **Hazing and Bullying**

The BSA has a zero tolerance policy for hazing and bullying. Should you identify potential hazing or bullying at camp, please alert a staff member immediately.

### **Conservation and Leave No Trace**

Camp Mitigwa follows the Leave No Trace principles. It is important to review these principles with your troop prior to arriving at camp. Please make sure to dispose of unit garbage in the appropriate places as designated by Reservation Leadership. Units may sign up with the Camp Commissioner to assist with on going conservation projects at the Reservation.

### **Inclement Weather**

In the event of inclement weather, camp will utilize its emergency procedures related to weather conditions. Each weather event brings its own issues; therefore, the Reservation Director will make any decision to utilize storm shelters. Guidelines for shelter usage include 40+ MPH winds, large hail, spotted tornado, and advisement from Weather Call Services detecting a tornado within 10 miles of camp. Campsites shall use their assigned storm shelters. Leaders are encouraged to sign up for Weather Call when they arrive at camp.

Storms have greatly impacted the trees at Mitigwa Scout Reservation making inclement weather planning even more important. Please do a visual inspection of the surrounding trees when planning tent placement and report issues to camp staff. DO NOT allow anyone into the ravines, especially during seasonal storms.

### **Guide to Safe Scouting**

The Mitigwa Scout Reservation adheres to and enforces all policies as outlined in the Guide to Safe Scouting. Please review the policies in this guide book for further details as related to Summer Resident Camp programs.



### **Campsites/Tent Campsites**

When registering for camp, your unit will need to provide their own tents. We will not be providing canvas tents for units. Campsites are rustic-style campsites with picnic tables, latrine, fire ring, posting board, and a flag pole in each site. Firewood may be collected from already downed wood. Do not bring firewood from outside as disease may spread. Camp does not provide canvas rain flies for troop usage, so each unit is encouraged to bring a carport or suitable shade/shelter.



### **Shower Facilities**

Showers for adults are located at the Year-Round Shower House near the Scoutcraft Area. No youth are allowed to use these facilities. Youth showers are located at Maytag Pool Shower House. Shower schedule times, to allow for equitable access for youth male and females, will be posted upon your arrival at camp.



### **Blank Health Lodge**

A Health Officer serves as a regular member of camp staff and serves the entire reservation. In the event of a serious accident, illness, or hospitalization, parents are contacted. Medical care is given at camp without charge to the parents. If the Health Officer deems the patient must be treated outside of camp, the expense is the family's and can be filed with the family's insurance (family's responsibility). Make sure necessary medications, inhalers, bee allergy kits, and other emergency items are brought to camp and kept with an adult leader. All prescription drugs must be kept locked up in a lock box or a unit trailer. Please notify the Health Officer if you need a lock box provided for your unit. If refrigeration is needed, please contact the Reservation Director before you arrive at [scott.robinson@scouting.org](mailto:scott.robinson@scouting.org).



### **Deere Conference Center and Scoutmasters' Lounge**

Reservation Headquarters can be found at the Deere Conference Center. Connected to the office is Scoutmasters' Lounge. No youth are allowed in Scoutmasters' Lounge. Scoutmasters' Lounge is the location of adult leader trainings and the daily leader roundtables. It is equipped with open-access internet for your use. Leaders may use Scoutmasters' Lounge for other business. It is not a meeting place for units. Please be respectful of those trying to conduct business and plan your usage mindful of times Scoutmasters' Lounge is used for programming.



### **Three Oaks Trading Company**

In the beautiful Three Oaks Trading Company, we have a lot of selections for you to remember your trip to the Mitigwa Scout Reservation. We are excited to bring several new items for purchase. There will also be a supply of essential items for those things that were forgotten at home or for those Merit Badges that require kits. If there is something you are missing, let us know, and we will do our best to bring in that item for you or your unit.

# Tentative Schedule

The following schedule is a ***tentative*** general timeline for day-to-day activities at Camp Mitigwa.  
A more detailed camp schedule will be given to you upon check-in.

	Sunday	Monday	Tuesday	Wednesday	Thursday	Friday	Saturday
6:00 AM		Sunrise Program					
6:30-7:00 AM		Open Breakfast					
7:50-8:00 AM		Flags and Morning Message 7:50					
8:30-10:15 AM		Block A	Block A	Block C	Block C	Make Up and Ordeal	
10:35 AM-12:20 PM	Block B	Block B	Block D	Block D			
12:30 -1:15 PM	Check-in Begins 1:00 PM Arrival time assigned prior to your arrival at camp	Open Lunch 12:30-1:15pm					
1:30-3:00 PM		Camp wide Patrol/Troop Traveling Trophy Competitions					
3:00-5:00 PM		Troop Time/Open Areas					
4:15-5:00 PM							
5:50-6:45 PM	Flags at 5:50pm & Dinner at 6:00pm						
7:00-8:00 PM	7:00 PM Leader's and SPL Meeting	Sunset Program		Camp Fire and OA Call Out	Sunset Program	Troop Time	
8:00 PM	Camp Fire	Twilight Program			Twilight Program	Camp Fire	
9:00 PM	1st year camper Cracker Barrel						
10:30 PM	Taps						



	Block A (M,T) 8:30 - 10:15 AM	Block B (M,T) 10:35AM - 12:20PM	Block C (W,Th) 8:30 – 10:15 AM	Block D (W,Th) 10:35 AM - 12:20PM
<b>Pool</b>	Swimming *	Swimming *	Swimming *	Swimming *
	Life Saving*	Life Saving*	Life Saving*	Life Saving*
	Learn to Swim			
<b>Lakefront</b>	Canoeing	Canoeing	Kayaking	Kayaking
	Stand Up Paddleboarding	Stand Up Paddleboarding	Rowing	Rowing
<b>Range and Target Activities</b>	Archery	Archery	Archery	Archery
	Shotgun Shooting	Shotgun Shooting	Rifle Shooting	Rifle Shooting
<b>STEAM</b>	Robotics	Robotics	Chemistry	Energy
	Digital Technology	Digital Technology	Animation	Animation
	Movie Making	Movie Making		
<b>Scout Craft</b>	Camping*	Camping*	First Aid*	First Aid*
	Exploration	Exploration	Fishing	Fishing
	Geocaching	Geocaching	Pioneering	
<b>Trades</b>	Landscape Architecture	Landscape Architecture	Farm Mechanics	Farm Mechanics
	Woodworking	Woodworking	Painting	Painting
<b>Ecology</b>	Sustainability*	Sustainability*	Animal Science	Animal Science
	Gardening	Gardening	Bird Study	Bird Study
	Reptile & Amphibian Study	Reptile & Amphibian Study	Soil & Water Conservation	Soil & Water Conservation
<b>Inspiration Outpost</b>	Metal Work	Metal Work	Theater	Indian Lore
<b>Eagle Academy</b>	Runs 8:30 AM - 3:00 PM - Scouts will cook their lunch in this program.			
<b>COPE/Climbing</b>	COPE	COPE	Climbing	Climbing

### Levels of Difficulty


A—Easy merit badge/activity, appropriate for beginning Scouts

B– Appropriate for advancing Scouts with two or more years in Scouting

C– Difficult merit badge/activity, appropriate for older Scouts with three or more years in Scouting

## Aquatics

Merit Badge	Difficulty Level	Prerequisite	Comments
<b>Swimming*</b>	In this merit badge Scouts will learn basic rescue skills, swimming techniques along with competitive racing mastery. Scouts will swim in Maytag pool and learn lifelong swimming and proper diving techniques.		
	<b>A</b>	Pass BSA swimmer test	
<b>Lifesaving*</b>	In this merit badge Scouts will learn basic rescue skills along with more advanced rescue skills. Many skills taught in this merit badge lend nicely to a BSA lifeguard certification later. Recommended for strong swimmers. Swimming merit badge is strongly suggested before taking life-saving.		
	<b>C</b>	Pass BSA swimmer test. Pass Swimming merit badge.	Must be able to swim 400 yards demonstrating all swimming strokes in a strong manner.
<b>Canoeing</b>	In this merit badge Scouts will learn the j-stroke, power stroke, sculling among other canoeing skills which are important for embarking on float trips. Requires a certain amount of upper and core body strength.		
	<b>B</b>	Pass BSA swimmer test	
<b>Kayaking</b>	In this merit badge Scouts will learn different strokes, capsizing, and kayaking techniques on Lake Fisher. Limited number of spots available.		
	<b>C</b>	Pass BSA swimmer test	
<b>Rowing</b>	In this merit badge Scouts will learn how to row a boat on Lake Fisher. Limited number of spots available.		
	<b>C</b>	Pass BSA Swimmer test	



### **Activities - Dress Requirements**

Mile Long Swim - Morning practice times will be available, more information will be given at leader meetings

Stand Up Paddleboarding - Basic water craft skills are taught—carrying, falling, paddling, positions—Scouts can apply for the Stand Up Paddleboarding Award upon completion.

Learn to Swim - Basic swimming skills are taught to help Scouts advance their swimming skills to the next level

Participants must wear one piece or tankini swim suits or swim trunks.

## Ecology

Merit Badge	Difficulty Level	Prerequisite	Pre/Post-camp Prep
Animal Science	Cattle, horses, sheep, goats, hogs, poultry, and other domesticated animals are important to people for many reasons. They supply us with food and clothing, we use them for recreational purposes, they work with and for us.		
	B		#6 visit a facility if hands on learning is preferred.
Bird Study	Birds are among the most fascinating creatures on Earth. Many are beautifully colored. Others are accomplished singers. Many of the most important discoveries about birds and how they live have been made by amateur birders. In pursuing this hobby, a Scout might someday make a valuable contribution to our understanding of the natural world.		
	B		#8 visit a club if hands on learning is preferred.
Gardening	Humans have been growing plants for thousands of years. Farmers and horticulturists make their living growing food and other plants, while other people grow gardens for pleasure. Becoming a good gardener requires a Scout to understand the science of growing plants—how to prepare the soil, how to select and plant seeds, and how to care for the growing plants.		
	B		#5 visit a facility Requirements #2, #4
Soil & Water Conservation	Conservation isn't just the responsibility of soil and plant scientists, hydrologists, wildlife managers, landowners, and the forest or mine owner alone. It is the duty of every person to learn more about the natural resources on which our lives depend so that we can help make sure that these resources are used intelligently and cared for properly.		
	B		
Sustainability*	Learn to reduce waste and teach sustainable practices to others so you can help conserve Earth's resources with the Sustainability Merit Badge. Scouts will develop and implement a plan to reduce their water usage, household food waste, and learn about the sustainability of different energy sources, including fossil fuels, solar, wind, nuclear, hydropower, and geothermal.		
	B		
Reptile & Amphibian Study	Kids always have been interested in snakes, turtles, lizards, and alligators, as well as frogs and salamanders. Developing knowledge about these captivating creatures leads to an appreciation for all native wildlife; understanding the life cycle of a reptile or amphibian and keeping one as a pet can be a good introduction to natural history; and knowing about venomous species can help Scouts to be prepared to help in case of an emergency.		
	A		Requirement #8



## Scoutcraft

Merit Badge or Activity	Difficulty Level	Prerequisite	Pre/Post-Camp Prep
<b>Camping*</b>	Camping is one of the best-known methods of the Scouting movement. When he founded the Scouting movement in the early 1900s, Robert Baden-Powell encouraged every Scout to learn the art of living out-of-doors. He believed a young person able to take care of himself while camping would have the confidence to meet life's other challenges, too.		
	<b>B</b>	8c, 8d, 9a, 9b are required to be completed before camp.	Bring your own backpack for requirement #5e Requirement #4b, #10
<b>Exploration</b>	Discover the history and importance of various kinds of exploration by earning the Exploration Merit Badge. Scouts will study real-life explorers who made their mark either in the wild or in a scientific lab, then plan, prepare and go on an expedition that could be nearby or far away.		
	<b>B</b>		#5 should be done prior to camp if the Scout would like to visit a facility instead of research on the internet
<b>First Aid *</b>	First aid—caring for injured or ill persons until they can receive professional medical care—is an important skill for every Scout. With some knowledge of first aid, a Scout can provide immediate care and help to someone who is hurt or who becomes ill. First aid can help prevent infection and serious loss of blood. It could even save a limb or a life.		
	<b>A</b>	Be at least 1st Class or higher, or provide documentation of completing the first aid requirements up to 1st Class	#5 prepare a home first aid kit and bring it to camp. Show contents to counselor.
<b>Fishing</b>	Fishing is one of Scouting's essential skills and teaches Scouts to feed themselves, their troops, and their families. In their pursuit of the Fishing Merit Badge, Scouts will demonstrate how to use fishing equipment properly, tie various fishing knots, identify natural fishing baits and artificial lures, and explain safety practices to follow while fishing.		
	<b>A</b>	Requirement 10	Bring your own fishing gear if you prefer, we will have a limited number of poles available for use.
<b>Geocaching</b>	The word geocache is a combination of "geo," which means "earth," and "cache," which means "a hiding place." Geocaching describes a hiding place on planet Earth—a hiding place you can find using a GPS unit.		
	<b>B</b>		Post-camp activities #8, #9
<b>Pioneering</b>	Pioneering—the knowledge of ropes, knots, and splices along with the ability to build rustic structures by lashing together poles and spars—is among the oldest of Scouting's skills. Practicing rope use and completing projects with lashings also allow Scouts to connect with past generations, ancestors who used many of these skills as they sailed the open seas and lived in America's forests and prairies.		
	<b>C</b>	Complete Tenderfoot, 2nd, & 1st Class rope requirements	



## Range and Target Activities

Merit Badge or Activity	Difficulty level	Prerequisite	Pre-Camp Prep
Archery	In this merit badge Scouts will learn archery safety rules, how to string a bow, how to make a bowstring, and how to shoot a bow and arrow. Scouts will have to purchase an arrow making kit in the trading post.		
	<b>A</b>	<b>Fee- \$8 for arrow kit</b>	
Rifle Shooting	In this merit badge Scouts will learn techniques on how to shoot a rifle with precision. Recommended for experienced Scouts.		
	<b>B</b>	<b>Fee- \$20 for unlimited shooting for the week.</b>	Print out the Merit Badge Packet and complete written requirements prior to camp.
Shotgun Shooting	In this merit badge Scouts will learn the mechanics and intricacies of shotgun shooting. Must be 13 years of age or older.		
	<b>C</b>	Must be 13 or older or by Scoutmaster Recommendation. <b>Fee- \$25 first 50 shots, \$5.00 for each 10 rounds after that.</b>	Print out the Merit Badge Packet and complete written requirements prior to camp.

### Fees

Rifle Shooting - \$20.00 for unlimited shooting for the week

Shot Gun - \$25.00 for first 50 rounds, then \$5.00 each for 10 rounds after that



## **STEAM**

Merit Badge or Activity	Difficulty level	Prerequisite	Pre/Post-camp Prep
Animation	In Animation merit badge you'll learn how to create animations, the ways in which animation is used and the fun and exciting career opportunities in animation.		
	B		Requirement #4a
Chemistry	Chemistry explores how substances react with each other, how they change, how certain forces connect molecules, and how molecules are made are all parts of chemistry. Stretch your imagination to envision molecules that cannot be seen—but can be proven to exist—and you become a chemist.		
	B		Requirement #7 if the Scout would like to visit a facility
Digital Technology	Comprehend how electronic devices work and how to use them effectively with the Digital Technology Merit Badge. Scouts will give a brief history of the changes in digital technology and discuss how technology today compares with the technology available to previous generations—all while imagining what kinds of devices might be available to them in the future.		
	B	Requirement #1	Requirement #6
Energy	Saving, producing, and using energy wisely will be critical to America's future. If we are to leave future generations with a world in which they can live as well or better than we have, Scouts and other potential leaders of tomorrow must begin the hard work of understanding energy and the vital role it will play in the future.		
	B	Requirement #4	
Moviemaking	Moviemaking is a way to tell stories visually through the art and science of motion picture photography.		
	B		
Robotics	Build your own working robot with the Robotics Merit Badge. Learn about the robotics industry, discover the different fields of robotics, explore the available career options in robotics, and design, build, program and test your own robot.		
	B		

## **Tradescraft**

Merit Badge or Activity	Difficulty level	Prerequisite	Pre-camp Prep
Farm Mechanics	From the mattock and hoe to the horse and mule, the cotton gin and reaper, the tractor and air seeder—this is the story of farm equipment. Today, most farms are mechanized and farmers can do most of their own maintenance work and make the adjustments needed on their many intricate farm implements.		
	C		Requirement #5
Landscape Architecture	Landscape architects design and plan the various outdoor spaces in modern communities – neighborhood parks, soccer fields, school grounds, places of worship, office parks, shopping malls, cemeteries, and lakes – creating outdoor places that people will care about and want to visit.		
	C	Requirement #1	
Painting	This merit badge provides an opportunity for Scouts to learn more about painting, including both the artistic and practical aspects.		
	C		
Woodwork	Wood is an amazingly versatile, practical, yet beautiful material. A skilled craftsman can use wood to fashion just about anything. As a woodworker or carpenter, you will find no end of useful, valuable, and fun items you can make yourself, from wood.		
	C	Earn Totin' Chip	

## **COPE/Climbing**

Merit Badge	Difficulty level	Prerequisite	Pre-camp Prep
Climbing	Climbing is not a sport that requires tremendous muscular strength, it demands mental toughness and the willingness to practice hard to master a set of skills. The adventure of climbing can also provide a new way to enjoy the outdoors.		
	B		
COPE (Challenging Outdoor Personal Experience)	The Mitigwa Scout Reservation opened our new High COPE course in the summer of 2023 with many new courses for Scouts to challenge their skills and agility.		
	C		

### **Fee and Dress Requirement**

Participant Fee \$10.00

Participants must wear knee length shorts or long pants and short/long-sleeved shirts

## Eagle Academy

New to Scouting or wanting to master foundational skills early in the Scouting program? Attend Eagle Academy at Camp Mitigwa! We know Scouts value authentically learning skills while having fun. This, in fact, is the Scouting method. Join the prestigious graduates of the Eagle Academy and forge your legend!

At the center of the Scouting philosophy is play; we play a game with a purpose. The newly revised Eagle Academy at Camp Mitigwa puts the game of Scouting center. Using cutting edge approaches in modern pedagogy to demonstrate effective patrol method, Scouts are challenged to help each other develop Scout skills for rank advancement. The benefit for each Scout is the preparedness they receive for future Scouting experiences. Your unit benefits from higher retention rates among youth members and enculturation of servant leadership within your use of the patrol method.

Patrols work together to demonstrate knowledge in:

- First Aid
- Outdoor Cooking
- Rope Craft
- Navigation

Participants will spend the week at the Eagle Academy from 8:15am to 3:15pm, including lunch. Besides practicing the patrol method, and working on rank requirements, they will also earn the Signs, Signals, and Codes and First Aid Merit Badges.



### Fees

Participant Fee \$15.00

<b>1st Year Camper</b>	<b>2nd Year Camper</b>	<b>3rd Year Camper and Beyond</b>
<p><b>Eagle Academy</b></p> <p>Archery</p> <p>First Aid*</p> <p>Fishing</p> <p>Reptile &amp; Amphibian Study</p> <p>Swimming*</p>	<p>Any 1st year Merit Badge</p> <p>Animal Science</p> <p>Animation</p> <p>Bird Study</p> <p>Chemistry</p> <p>Digital Technology</p> <p>Energy</p> <p>Gardening</p> <p>Camping*</p> <p>Canoeing</p> <p>Moviemaking</p> <p>Rifle Shooting</p> <p>Robotics</p> <p>Soil &amp; Water Conservation</p> <p>Sustainability*</p> <p style="text-align: center;">*Eagle Required Merit Badge</p>	<p><b>Older Scout Programs</b></p> <p>Any 1st or 2nd year Merit Badge</p> <p>Climbing</p> <p>COPE</p> <p>Farm Mechanics</p> <p>Kayaking</p> <p>Landscape Architecture</p> <p>Lifesaving*</p> <p>Painting</p> <p>Pioneering</p> <p>Rowing</p> <p>Shotgun Shooting</p> <p>Woodwork</p>

## Course Completion Records

All merit badge work completed at camp will be documented and reported in the online registration system. A final report will be sent home with the unit leader on Saturday. Unit leaders can access completion information online at any time by logging in and viewing Reports for their summer camp registration.

Those Scouts who have not completed all necessary requirements will be given "partial" merit badge completion status and those requirements completed at camp will be recorded. Remaining requirements must then be completed outside of camp. There is no "statute of limitations" on completing work, but Scouts should be encouraged to finish remaining requirements while the information is fresh in their minds.

# Family Night

On Wednesday night, families and friends are encouraged to visit their Scouts at camp! We ask that visitors check in at the camp office when they arrive. **Check-in begins at 4:00 PM and ends at 6:00 PM.** Camp staff will be coordinating parking in the main camp lot. A limited number of camp vehicles may be available to transport those visitors requiring assistance around camp. Units are encouraged to arrange meals on their own via potluck or cooking for their visitors. For those unable to make those arrangements, camp offers meals in the dining hall for visitors at \$8.00 per person. There is no charge for campers (youth or adult). Tickets for visitors may be purchased at the Trading Post. Units needing meals in the dining hall Wednesday evening will need to sign up in the camp office.

Units are also encouraged to provide programming for visitors to camp. Areas will be open early evening in an open house format to allow Scouts to show their families what they have been doing during the week.

A staff led campfire will bring families and Scouts together in the amphitheater as family night activities wind down. The campfire will last approximately 30 minutes. Units will line up by the Maytag Pool and families will proceed to the amphitheater.

Family Night will conclude with the Mitigwa Lodge Order of the Arrow Call-Out Ceremony (see Order of the Arrow information on the next page). Family night will end at approximately 10:30 PM so please plan accordingly.

For those visitors desiring to leave before the OA Call-Out, they may do so following the campfire and before the Call-Out Ceremony begins. Instructions will be shared at the campfire.



# Order of the Arrow

The Order of the Arrow is Scouting's National Honor Society. The Mitigwa Lodge's Call Out Ceremony is one of the highlights of each week's Camp Mitigwa experience. The call out of newly-elected candidates will take place on Wednesday evening as the closing of our family night activities.

Information about completing the Ordeal will be available in March.

Troops from other councils need written permission from their Lodge to be called out at Camp Mitigwa. Their elections must be held in their own Council prior to arrival at camp, and a copy of the letter of approval should be presented at check-in. All Out-of-Council candidates must complete their Ordeal within their own Lodge.

Visit [www.mitigwa-lodge.org](http://www.mitigwa-lodge.org) to learn more about the Order of the Arrow and the Ordeal process.



Ordeal fees of \$75 are required to be paid after completion of the Ordeal. These fees will be added to the unit bill and must be paid at check out.



There will be Order of the Arrow activities for members to participate in during the week of camp. These will be announce at leader meetings. Please let your Order of the Arrow members know about these extra activities.



## Apply to be on camp staff!

Camp staff provides opportunities to learn leadership skills, meet new friends while exploring the great outdoors, and get paid for it! Camp Mitigwa employs approximately 70 season staff members each summer to teach Scouts all types of skills. All staff participate in a weekend training in April or May, and a week and half training prior to the start of camp. Staff training weekends for 2025 will be April 25-27 or May 2-4. Staff week will start on June 1st for Area Directors and June 4th for staff.



Other benefits of being on staff are, opportunities to win a scholarship from our Alumni Association and internship opportunities.

Camp Staff are role models for the Scouts and make a positive influence on young lives. Our staff culture expects our members to live by the Scout Oath and Law, while having fun providing an exceptional experience to our campers!

Salaries are dependent on certifications, relevant experience and job responsibility. Meals and housing are provided.

If you have any Scouts who would be interested in being a part of our Nationally Accredited Team, please have them fill out a staff application online at [www.campiowa.org](http://www.campiowa.org). Interviews will start in late fall 2024 and run through the spring. Some Scouting experience is helpful but not required.

Interested Scouts and Leaders may contact Scott Robinson at [scott.robinson@scouting.org](mailto:scott.robinson@scouting.org)

## Volunteer Commissioner Team

Are you, or someone you know, interested in spending a week at camp, helping units with their summer camp program? Duties will include campsite visitations to ensure health and safety compliance, helping with sanitation of public areas, and providing adult leadership when it is required by the reservation administration. Housing, meals and some cool swag are provided.

## Counselor-in-Training Program



The Mitigwa Scout Reservation offers Scouts the opportunity to learn what it is like to be on camp staff, while working in different areas of our program and operations in the Counselor-in-Training program. This program is available for 14-year-olds and older to learn while spending two weeks at camp.

CITs choose up to two weeks to spend working at camp and see what it is like to work in various program areas. CITs are able to earn merit badges while helping their mentors. During a two week tour of camp CITs will spend one week at Camp Mitigwa BSA and one week at Camp Akela.

## Camp-Wide Programs

Camp Mitigwa offers many Camp-wide program opportunities that are open to all campers to participate in, in addition to our open program areas in the afternoon. Each program area will host at least one Sunrise Program, One Evening Program, and One Twilight Program.

In addition to the program areas we have activities that your troop or Scouts can participate in. Here are a few that you can anticipate in 2025:

**Yard Games Area:** Introduced in 2024 you can enjoy a variety of lawn games in the field by the trading post including Giant Jenga, Volleyball, Badminton, Checkers, Boce Ball, Ladder Golf and giant puzzles.


**Disc Golf:** Camp Mitigwa's very own Disk Golf Course is open to Adult Leaders anytime and to Scouts during open program times in the afternoon and evenings. Camp has frisbees, but units and Scouts may bring their own.

**Night Hike:** Challenge your senses on a night hike around camp. This is fun way to connect with the environment around you.

**Dutch Oven Dessert Challenge:** Bring your best recipe for campsite desserts. Entries will be judged on flavor, presentation and originality. Each week's overall winner will be featured on the Mitigwa Scout Reservation Facebook page.

**Glow in the Dark Climb:** Are you looking for a new challenge? Climbers will use glow sticks and headlamps to ascend the tower.

We will have a supplemental guide published this spring with more information on our camp-wide programs.



## COWBOY ACTION SHOOTING PROGRAM

### PARTICIPATION AND HOLD HARMLESS AGREEMENT

Mitigwa Scout Reservation, Mid Iowa Council will be conducting a Scout cowboy action shooting program. In this program, Scouts will shoot a rifle, pistol, and shotgun under the supervision of an NRA Range Safety Officer and NRA certified instructors. Scouts will be required to wear eye protection and hearing protection at all times while on the range. Scouts are expected to abide by all safety rules and the instructions of the Range Safety Officer(s) and rifle, pistol, and shotgun instructor(s).

I, the undersigned, give my child, \_\_\_\_\_, permission to participate in this program. I understand that participation in the activity involves a certain degree of risk. I have carefully considered the risk involved and have given consent for my child to participate in the activity. I understand that participation in the activity is entirely voluntary and requires participants to abide by the rules and standards of conduct. I release the Boy Scouts of America, the local council, the activity coordinators, and all employees, volunteers, related parties, or other organizations associated with the activity from any and all claims or liability arising out of this participation.

**For safety, my child and I agree that he/she will do the following or he/ she will be removed from the program.** I understand that any additional cost associated with participation in this program will not be refunded if my child is removed for not following the rules below.

1. Complete a range safety briefing.
2. Wear all safety gear at all times while on the range.
3. Follow all the safety rules provided in the briefing.
4. Follow the instructions of the Range Safety Officer(s) and rifle, pistol, and shotgun instructor(s).
5. Do not handle the firearms until instructed to do so by the instructor(s).
6. Is 14 years of age, or 13 and has completed the eighth grade, as of the start of the class and will be in full compliance with all local, state, and federal guidelines, including age restrictions and original equipment manufacturer standards.

Participant signature \_\_\_\_\_ Date: \_\_\_\_\_

Parent/guardian signature \_\_\_\_\_ Date: \_\_\_\_\_

Parent/guardian printed name \_\_\_\_\_ Date: \_\_\_\_\_

Home phone \_\_\_\_\_ Cell phone \_\_\_\_\_

Email address \_\_\_\_\_



---

## ACTIVITY CONSENT FORM AND APPROVAL BY PARENTS OR LEGAL GUARDIAN

---

First name of participant \_\_\_\_\_ Middle initial \_\_\_\_\_ Last name \_\_\_\_\_  
Birth date (month/day/year) \_\_\_\_/\_\_\_\_/\_\_\_\_ Age during activity \_\_\_\_\_  
Address \_\_\_\_\_ City \_\_\_\_\_ State \_\_\_\_\_ Zip \_\_\_\_\_  
Has approval to participate in (name of activity, orientation flight, outing trip, etc.) \_\_\_\_\_  
From \_\_\_\_\_ to \_\_\_\_\_

### INFORMED CONSENT, RELEASE AGREEMENT, AND AUTHORIZATION

I understand that participation in Scouting activities involves the risk of personal injury, including death, due to the physical, mental, and emotional challenges in the activities offered. Information about those activities may be obtained from the venue, activity coordinators, or local council. I also understand that participation in these activities is entirely voluntary and requires participants to follow instructions and abide by all applicable rules and the standards of conduct.

In case of an emergency involving my child, I understand that efforts will be made to contact me. In the event I cannot be reached, permission is hereby given to the medical provider to secure proper treatment, including hospitalization, anesthesia, surgery, or injections of medication for my child. Medical providers are authorized to disclose protected health information to the adult in charge and/or any physician or health care provider involved in providing medical care to the participant. Protected Health Information/Confidential Health Information (PHI/CHI) under the Standards for Privacy of Individually Identifiable Health Information, 45 C.F.R. §§160.103, 164.501, etc. seq., as amended from time to time, includes examination findings, test results, and treatment provided for purposes of medical evaluation of the participant, follow-up and communication with the participant's parents or guardian, and/or determination of the participant's ability to continue in the program activities.

**With appreciation of the dangers and risks associated with programs and activities including preparations for and transportation to and from the activity, on my own behalf and/or on behalf of my child, I hereby fully and completely release and waive any and all claims for personal injury, death, or loss that may arise against the Boy Scouts of America, the local council, the activity coordinators, and all employees, volunteers, related parties, or other organizations associated with any program or activity.**

**NOTE: The Boy Scouts of America and local councils cannot continually monitor compliance of program participants or any limitations imposed upon them by parents or medical providers. List any restrictions imposed on a child participant in connection with programs or activities below and counsel your child to comply with those restrictions.**

List participant restrictions, if any: \_\_\_\_\_

Participant's signature \_\_\_\_\_ Date \_\_\_\_\_

Parent/guardian printed name \_\_\_\_\_ Parent/guardian signature \_\_\_\_\_ Date \_\_\_\_\_

Telephone number (best contact and emergency contact) \_\_\_\_\_ Email \_\_\_\_\_

Contact the adult leader with any questions:

Name \_\_\_\_\_ Phone \_\_\_\_\_



SUMMER CAMPS – PATIENT INFORMATION SHEET

PATIENT NAME: \_\_\_\_\_

DATE OF BIRTH: \_\_\_\_\_ SEX: M F

ADDRESS: \_\_\_\_\_

CITY: \_\_\_\_\_ STATE: \_\_\_\_\_ ZIP: \_\_\_\_\_

PHONE: \_\_\_\_\_ HOME/CELL SSN#: \_\_\_\_\_

MARITAL STATUS: Single Married Divorced Widowed RACE: \_\_\_\_\_

ETHNICITY: \_\_\_\_\_ EMAIL: \_\_\_\_\_

PRIMARY CARE DOCTOR: \_\_\_\_\_

EMPLOYER: \_\_\_\_\_ ADDRESS \_\_\_\_\_

CITY: \_\_\_\_\_ STATE: \_\_\_\_\_ PHONE NUMBER: \_\_\_\_\_

**EMERGENCY CONTACT INFORMATION**

EMERGENCY CONTACT: \_\_\_\_\_

PHONE NUMBER: \_\_\_\_\_ RELATIONSHIP: \_\_\_\_\_

EMERGENCY CONTACT: \_\_\_\_\_

PHONE NUMBER: \_\_\_\_\_ RELATIONSHIP: \_\_\_\_\_

**GUARANTOR INFORMATION**

GUARANTOR'S NAME (if different than patient): \_\_\_\_\_ DOB: \_\_\_\_\_

ADDRESS: \_\_\_\_\_ PHONE NUMBER: \_\_\_\_\_

SOCIAL SECURITY NUMBER \_\_\_\_\_ RELATIONSHIP TO PATIENT: \_\_\_\_\_

EMPLOYER: \_\_\_\_\_ ADDRESS \_\_\_\_\_

CITY: \_\_\_\_\_ STATE: \_\_\_\_\_ PHONE NUMBER: \_\_\_\_\_

**PLEASE PROVIDE INSURANCE CARDS AND PHOTO ID**

INSURANCE: Blue Cross United Healthcare Medicare Medicaid OTHER: \_\_\_\_\_

Policy # \_\_\_\_\_ Group # \_\_\_\_\_

SUBSCRIBER'S NAME (if different than patient): \_\_\_\_\_ DOB \_\_\_\_\_

SUBSCRIBER'S ADDRESS: \_\_\_\_\_

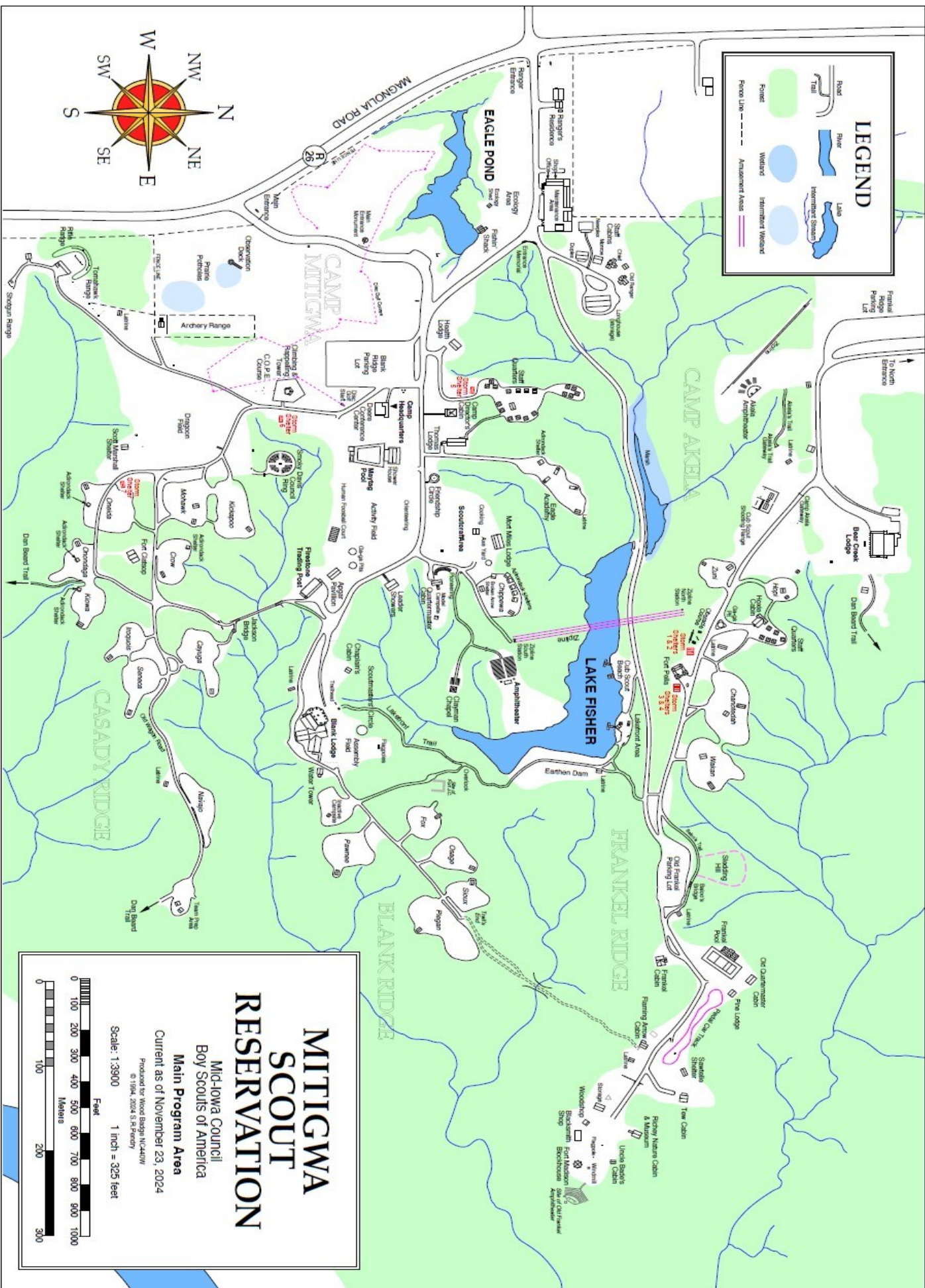

SUBSCRIBER'S PHONE NUMBER: \_\_\_\_\_ SUBSCRIBER'S SSN#: \_\_\_\_\_

MARITAL STATUS: Single Married Divorced Widowed RACE: \_\_\_\_\_

CONSENT to TREAT \_\_\_\_\_ DATE: \_\_\_\_\_

### LEGEND

- Road
- River
- Lake
- Intermittent Stream
- Trail
- Wetland
- Intermittent Wetland
- Forest
- Amusement Area
- Private Line



# MITIGWA SCOUT RESERVATION

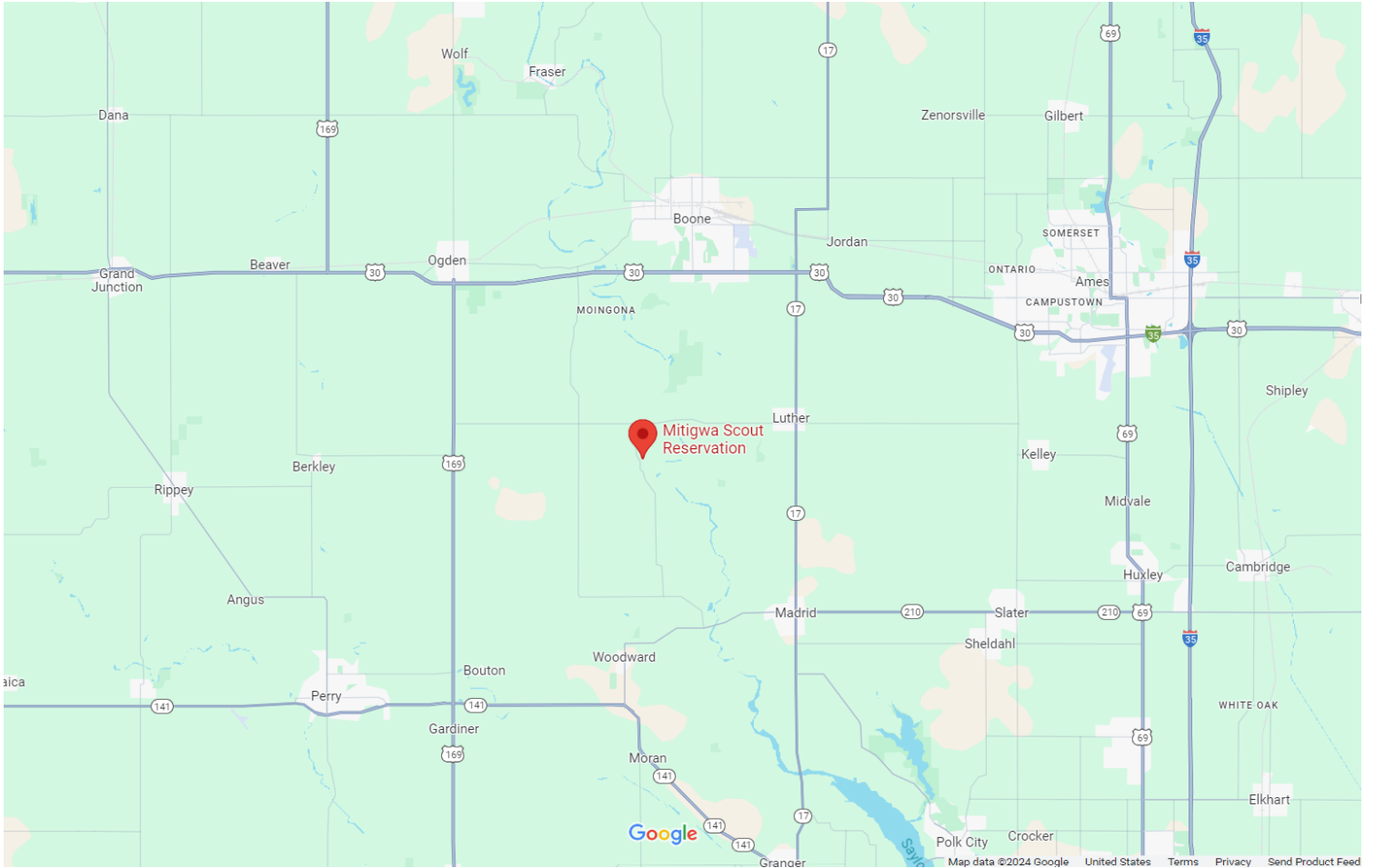
Mid-Iowa Council  
Boy Scouts of America  
Main Program Area  
Current as of November 23, 2024

Produced by: Wade Bishop, Mitigwa  
© 1994, 2024 S.B. Brerley

Scale: 1:3900      1 inch = 325 feet

Feet

Meters



**Mitigwa Scout Reservation**  
1820 Magnolia Rd, Woodward, IA 50276  
Phone: 515-438-2351